

Multivariate Extreme Value Models

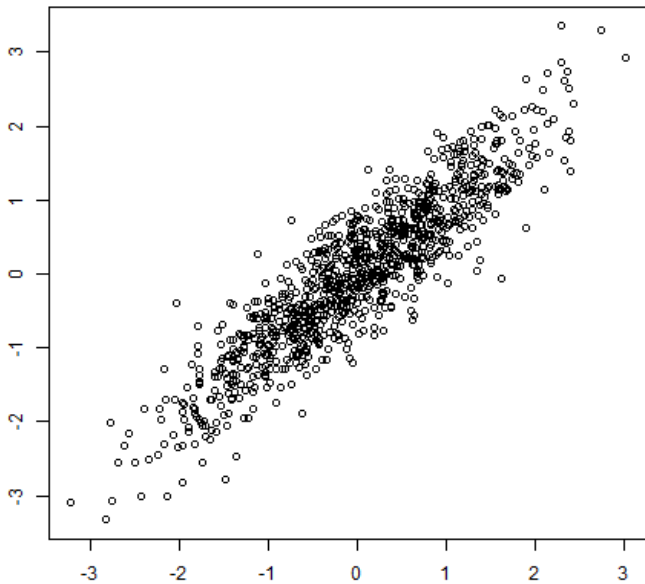
A Gentle Introduction

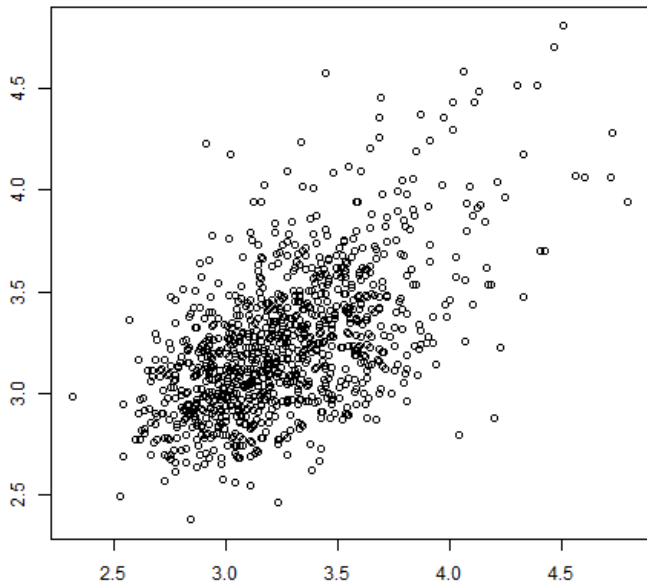
Gildas Mazo

MISTIS, Inria/LJK

November 20, 2012

Journée de rentrée des doctorants en statistique





Mathematical Formulation

Let $X_1, \dots, X_n \stackrel{iid}{\sim} F$. Then

$$M_n \sim F^n.$$

If

$M_n \rightarrow$ some distribution, ie

$$F^n(\cdot, \cdot) \rightarrow G(\cdot)$$

we say that G is a **Extreme Value Distribution**.

► when $F \sim \text{Normal}(\rho < 1)$,

$$G = G_1 G_2$$

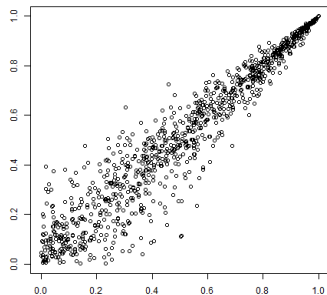
Independence!

Another Example

$$C^n(\cdot, \cdot; \theta)$$

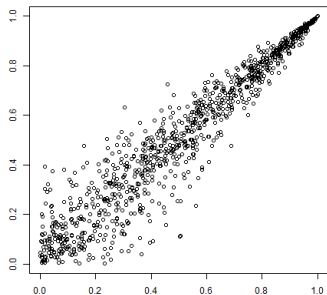


$$G(\cdot, \cdot, \theta)$$

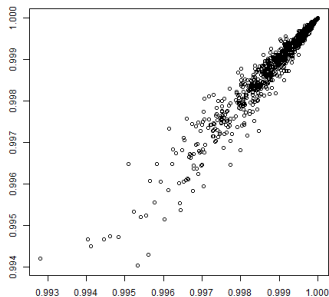


Another Example

$$C^n(\cdot, \cdot; \theta)$$



$$G(\cdot, \cdot, \theta)$$



Theory: Extreme value distribution G

Two equivalent representations

- ▶ max-stable:

$$G^n(nx, ny) = G(x, y)$$

- ▶ spectral:

$$G(x, y) = \exp - \int_{[0,1]} \max\left(\frac{t}{x}, \frac{1-t}{y}\right) h(t) dt$$

where

$$\int_{[0,1]} t h(t) dt = 1/2$$

NOT equivalent in practice!

Block-Maxima Approach

G is the distribution of *maxima*:

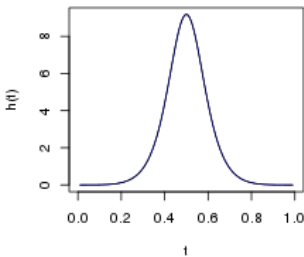
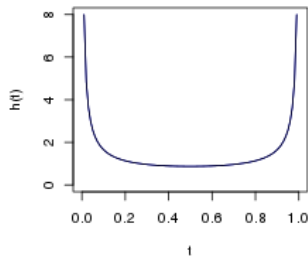
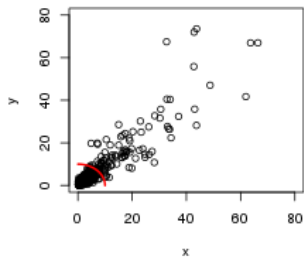
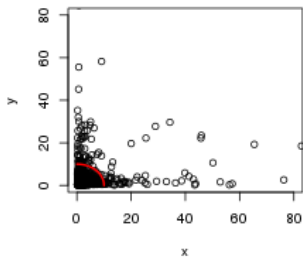
$$\left(M_n^{(1)}, M_n^{(2)} \right) \approx G$$

- ▶ must have a sample of maxima
 - ▶ example: rainfall annual maxima
- ▶ can compute probability of rare events like

$$P(\text{at least a flood somewhere}) \approx$$

$$P(M_n^{(1)} > x \text{ or } M_n^{(2)} > y) \approx \\ 1 - G(x, y)$$

Spectral Approach



Inference

I shall focus on maximum-likelihood inference.

- ▶ Block-maxima approach: derive likelihood and maximize it
- ▶ Spectral approach: points are thrown according to a Poisson point process:

$$L(\theta; t_j) \propto \prod h(\theta; t_j)$$

- ▶ dimension 2 OK!

dimension > 2?

Example

- ▶ Most Simple model (Gumbel logistic):

$$-\log G(x_1, \dots, x_d) = \left(\sum_{i=1}^d x_i^{-1/\alpha} \right)^\alpha$$

- ▶ More (Too) complicated model (Tawn asymmetric logistic):

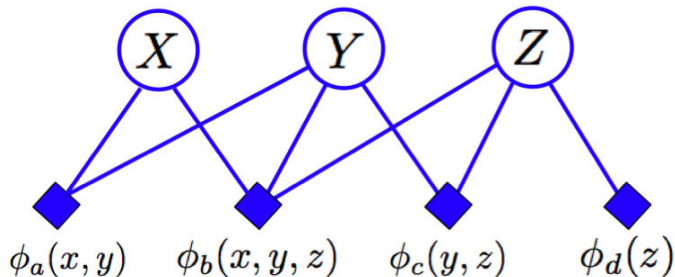
$$-\log G(x_1, \dots, x_d) = \sum_{B \in \mathcal{B}} \left(\sum_{i \in B} (t_{i,B} x_i^{-1})^{1/r_B} \right)^{r_B}$$

- ▶ Compute the likelihood function (and its gradient): *Left as an exercise!*

One Possibility

Cumulative Distribution Networks:

$$G(x, y, z) = \phi_a(x, y)\phi_b(x, y, z)\phi_c(y, z)\phi_d(z)$$



Thank you for listening!

A excellent book to start with:

S.Coles, *An Introduction to Statistical Modeling of Extreme Values*, 2001